



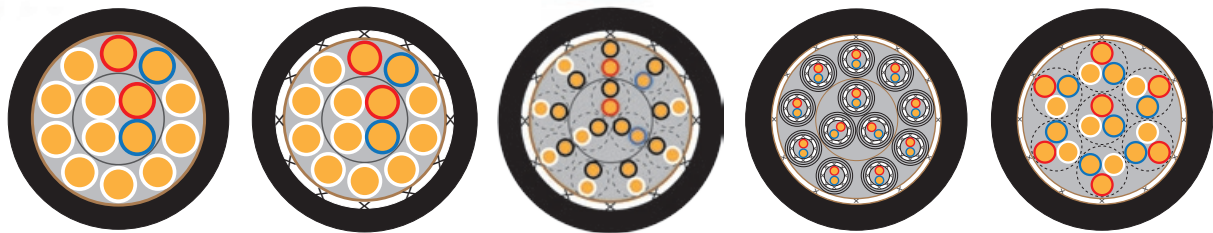
**HALOGEN  
FREE**

**LFH**  
Low Fire  
Hazard



## Marine Cables

UK Defence Standard 61-12 (part 25)





## Suppliers to the Naval and Defence Market

### Zerohal Marine Cables

The cables in this guide are manufactured and approved to UK Defence Standard 61-12 (Part 25). These cables have been widely adopted as the basis for lightweight Limited Fire Hazard (LFH) cables by the UK Navy and many other Navies worldwide. Limited Fire Hazard Cables are designed to minimise the risk associated with the generation of smoke and noxious/corrosive fumes during fire.

### Def Stan 61-12 (Part 25) Summary

Cables manufactured and approved to Defence Standard 61-12 (part 25) use component wires and cable jackets approved to specifications which independently impose performance limits on the generation of smoke and fumes in a fire.

Def Stan 61-12 (Part 25) cables employ;


- Component wires approved to Defence Standard 61-12 (Part 18). Within this specification, wires are categorised as Type 1 pliable, or Type 2 non-pliable. Component wires 99M0111 are Type 1, pliable wires.

- Jacket material approved to Def Stan 61-12 (part 31) (Limited Fire Hazard Sheathing for Electric Cables). The Zerohal jacket material is fully approved to this specification.

Def Stan 61-12 (Part 25) details a number of specific cable constructions. Alternative cable constructions utilising optional component layout or specialised shielding are available on request. Alternative constructions use approved wires and jackets and will meet the full performance requirements.

Other Low Fire Hazard Specification Approvals

- MSV 34411, 34412, 34430, 34435, 34436 (Netherlands)
- Mil-C-24640, PMS 400 (USA)



## The IS-Rayfast difference



### Customer Services

Experienced team of personnel to provide technical support and service.



### Simplifying Procurement

Comprehensive product range to offer single supplier solutions.



### Added Value Services

From pack sizes, reel lengths, kitting to bespoke connector design.

### Simplifying Procurement

Due to the resources that we can draw upon from our supplier base and comprehensive product range, the whole system package can be supplied. From wire to switches, to heat-shrink tubing, protective sleeving, cable management, identification methods and services, moulded shapes, plus relays and contactors, all under one roof, consolidating your needs in to one experienced supplier.

### Value Added Services

Being part of a larger group IS-Rayfast benefits from the resources that brings and can offer our customers adaptable order packaging sizes, product kitting, identification marker and labels services. Plus custom spooling and cutting of wire, cable and tubing to specified lengths. In addition we can offer a bespoke connector design service, for those unique non standard applications.

# Cable Overview

Supporting Information on Cable Construction

## Colour Coding

### Multicore Cables - Tables 1(A) to 1(K):

2 core - 1 x Red and 1 x Blue.

3 core - 1 x Red, 1 x Blue and 1 x White.

Others - 2 x adjacent marker cores - 1 x Red (pilot core), 1 x Blue (direction core), remainder wires/cores all White in each cable layer.

Where a single core is used in the centre of the cable, it's colour shall be White. In addition, all cores in a multicore cable having four or more cores, shall be identified by means of numbers in a contrasting colour.

### Multipair Cables - Tables 1(L) to 1(M):

For each layer the First pair has 1 x Black, 1 x Red (pilot pair). Second pair has 1 x Black, 1 x Blue (direction pair).

All other pairs have 1 x Black, 1 x White.

Where one pair is used in the centre of the cable, the colours shall be 1 x Black, 1 x White.

Where the cable consists of one pair only, the colors shall be 1 x Red, 1 x Blue and not numbered.

All pairs are identified by means of numbers in a contrasting colour, starting from black numbered 1 of the first pair.

### Individually Screened & Wrapped Pairs - Tables 1(N) to 1(Q):

Each pair shall have 1 x Red, 1 x Blue with an overall shield and double mylar wrap. Pairs shall be identified by means of numbering in black ink on outer mylar wrap.

### Multitriple Cables - Table 1(R):

In multitriple cables, each triple shall have 1 x Red, 1 x Blue, 1 x White with the white core numbered sequentially in Black ink.

### Mains Colour Cables - Tables 1(S) to 1(Z):

2 core - 1 x Blue and 1 x Brown.

3 core - 1 x Blue, 1 x Brown and 1 x Yellow/Green.

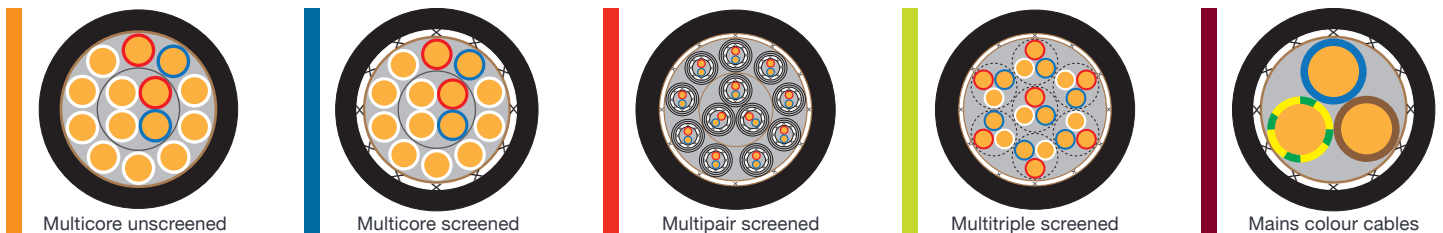
## Colour Identification

The drawings on the following pages show the colours of the cores in accordance with Mil-Std-681;

0=Black: 1=Brown: 2=Red: 3=Orange: 4=Yellow: 5=Green: 6=Blue: 7=Violet: 8=Grey: 9=White: 45=Yellow/Green stripe

## Cable Sheath Marking

Each cable sheath shall be marked with the relevant NATO Stock Number, the component wire conductor stranding, year of manufacture and manufacturer's name in accordance with Def Stan 61-12 (Part 25).



Nominal cross sectional area mm <sup>2</sup>	Conductor stranding No./Dia. mm	Maximum conductor Dia. mm	Nominal finished wire Dia. mm	Conductor resistance max @ 20°C Ω/km	Test voltage V rms	Component wire part number
0.20	19/0.12	0.62	0.98	95.6	1500	99M0111-24
0.35	19/0.15	0.80	1.13	60.0	1500	99M0111-22
0.60	19/0.20	1.04	1.40	33.2	1500	99M0111-20
1.00	19/0.25	1.29	1.65	21.1	1500	99M0111-18
1.50	19/0.30	1.53	1.90	14.5	1500	99M0111-16
2.50	37/0.30	2.18	2.60	7.6	1500	99M0111-12


## Component Wires

The component wires are approved to Def Stan 61-12 (Part 18), Type 1.

The actual cross sectional area is per Def Stan 61-12 (Part 18). Above, cross sectional areas are nominal to match nominal sections referenced in Def Stan 61-12 (Part 25).

Cable temperature range -30°C to +105°C

Unless otherwise stated, dimensions and values detailed in this document are nominal.



## EPD 62504A example

Unscreened 0.2mm<sup>2</sup>  
 14 core, core lay up 4+10, bundle diameter 4.28mm  
 Minimum jacket thickness 1.0mm  
 Finished cable diameter 6.44mm ±0.16  
 Nominal weight 66kg/km

Table 1A - Multicore cables, unscreened 0.2mm<sup>2</sup>


Part number EPD	NATO stock number 6145-99-	Number of cores	Core lay up	Bundle OD mm	Minimum jacket thickness mm	Finished cable OD mm	Nominal weight kg/km
62500A	891-9293	2	2	1.94	1.0	4.04 ± 0.10	21
62501A	891-9874	3	3	2.10	1.0	4.20 ± 0.10	25
62502A	891-9296	4	4	2.34	1.0	4.46 ± 0.12	29
62503A	891-9875	7	1+6	2.91	1.0	5.03 ± 0.12	40
62504A	891-9876	14	4+10	4.28	1.0	6.44 ± 0.16	66
62505A	891-9877	24	2+8+14	5.82	1.0	8.22 ± 0.20	107
62506A	891-9878	37	1+6+12+18	6.79	1.1	9.22 ± 0.23	148
62507A	891-9879	44	2+8+14+20	7.76	1.1	10.22 ± 0.26	173

Table 1B - Multicore cables, unscreened 0.35mm<sup>2</sup>

Part number EPD	NATO stock number 6145-99-	Number of cores	Core lay up	Bundle OD mm	Minimum jacket thickness mm	Finished cable OD mm	Nominal weight kg/km
62511A	891-9880	3	3	2.42	1.0	4.53 ± 0.11	31
62512A	891-9881	7	1+6	3.36	1.0	5.50 ± 0.14	52
62513A	891-9882	14	4+10	4.94	1.0	7.12 ± 0.18	91
62514A	891-9883	19	1+6+12	5.60	1.0	7.79 ± 0.19	114
62515A	891-9884	24	2+8+14	6.72	1.1	9.15 ± 0.23	147
62516A	891-9885	37	1+6+12+18	7.84	1.1	10.30 ± 0.26	210
62517A	891-9886	44	2+8+14+20	8.96	1.2	11.65 ± 0.29	249

Table 1C - Multicore cables, unscreened 0.6mm<sup>2</sup>

Part number EPD	NATO stock number 6145-99-	Number of cores	Core lay up	Bundle OD mm	Minimum jacket thickness mm	Finished cable OD mm	Nominal weight kg/km
62521A	891-9310	2	2	2.80	1.0	4.93 ± 0.12	34
62522A	891-9887	3	3	3.00	1.0	5.12 ± 0.12	42
62523A	891-9313	4	4	3.37	1.0	5.50 ± 0.14	51
62524A	891-9888	7	1+6	4.20	1.0	6.35 ± 0.15	76
62525A	891-9889	14	4+10	6.20	1.1	8.61 ± 0.21	140
62526A	891-9890	19	1+6+12	7.00	1.1	9.44 ± 0.23	179
62527A	891-9891	24	2+8+14	8.40	1.1	10.85 ± 0.26	222
62528A	891-9892	37	1+6+12+18	9.80	1.2	12.51 ± 0.31	328



## EPD 62535A example

Unscreened 1.0mm<sup>2</sup>  
 7 core, core lay up 1+6, bundle diameter 4.95mm  
 Minimum jacket thickness 1.0mm  
 Finished cable diameter 7.60mm ±0.20  
 Nominal weight 112kg/km

Table 1D - Multicore cables, unscreened 1.0mm<sup>2</sup>

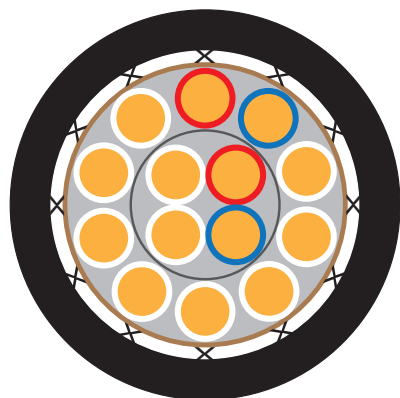
Part number EPD	NATO stock number 6145-99-	Number of cores	Core lay up	Bundle OD mm	Minimum jacket thickness mm	Finished cable OD mm	Nominal weight kg/km
62532A	891-9893	2	2	3.40	1.0	6.00 ± 0.20	54
62533A	892-0029	3	3	3.55	1.0	6.20 ± 0.20	62
62534A	892-0030	4	4	4.00	1.0	6.60 ± 0.20	75
62535A	892-0031	7	1+6	4.95	1.0	7.60 ± 0.20	112
62536A	892-0032	10	2+8	6.60	1.1	9.40 ± 0.20	158
62537A	892-0033	14	4+10	7.30	1.1	10.10 ± 0.20	204
62538A	892-0034	19	1+6+12	8.25	1.1	11.10 ± 0.30	262
62539A	892-0035	24	2+8+14	9.90	1.2	12.90 ± 0.30	330
62540A	892-0036	37	1+6+12+18	11.55	1.3	14.90 ± 0.40	487

Table 1E - Multicore cables, unscreened 1.5mm<sup>2</sup>

Part number EPD	NATO stock number 6145-99-	Number of cores	Core lay up	Bundle OD mm	Minimum jacket thickness mm	Finished cable OD mm	Nominal weight kg/km
62544A	892-0037	2	2	3.90	1.0	6.06 ± 0.15	61
62545A	892-0038	3	3	4.10	1.0	6.26 ± 0.16	69
62546A	892-0039	7	1+6	5.70	1.0	7.88 ± 0.19	132
62547A	892-0040	14	4+10	8.40	1.1	10.87 ± 0.27	251
62548A	892-0041	24	2+8+14	11.40	1.3	14.35 ± 0.35	425

Table 1F - Multicore cables, unscreened 2.5mm<sup>2</sup>

Part number EPD	NATO stock number 6145-99-	Number of cores	Core lay up	Bundle OD mm	Minimum jacket thickness mm	Finished cable OD mm	Nominal weight kg/km
62552A	892-0042	2	2	5.3	1.0	7.49 ± 0.18	94
62553A	892-0043	3	3	5.6	1.0	7.78 ± 0.19	114
62554A	892-0044	7	1+6	7.8	1.1	10.25 ± 0.25	237
62555A	892-0045	14	4+10	11.45	1.3	14.40 ± 0.35	480
62556A	892-0046	24	2+8+14	15.60	1.4	18.77 ± 0.37	776



## EPD 62564A example

Collectively screened 0.2mm<sup>2</sup>  
 14 core, core lay up 4+10, bundle diameter 4.28mm  
 Screen wire diameter 0.12mm, screen diameter 4.94mm  
 Minimum jacket thickness 1.1mm  
 Finished cable diameter 7.32mm ±0.18  
 Nominal weight 90kg/km

**Table 1G - Multicore cables, collectively screened 0.2mm<sup>2</sup>**

Part number EPD	NATO stock number 6145-99-	No. of cores	Core lay up	Bundle OD mm	Wrap OD mm	Screen wire Dia. mm	Screen OD mm	Min. jacket thickness mm	Finished cable OD mm	Nominal weight kg/km
62560A	891-9339	2	2	1.94	2.04	0.10	2.49	1.0	4.61 ± 0.12	32
62561A	891-9341	3	3	2.10	2.20	0.10	2.65	1.0	4.77 ± 0.12	34
62562A	891-9343	4	4	2.34	2.44	0.12	3.00	1.0	5.13 ± 0.13	43
62563A	891-9345	7	1+6	2.91	3.01	0.12	3.57	1.0	5.72 ± 0.15	56
62564A	891-9347	14	4+10	4.28	4.38	0.12	4.94	1.1	7.32 ± 0.18	90
62565A	891-9349	19	1+6+12	4.85	4.95	0.12	5.51	1.1	7.91 ± 0.20	110
62566A	891-9351	24	2+8+14	5.82	5.92	0.12	6.48	1.1	8.91 ± 0.23	133

**Table 1H - Multicore cables, collectively screened 0.35mm<sup>2</sup>**

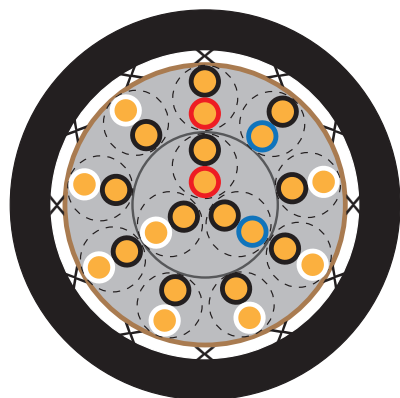
Part number EPD	NATO stock number 6145-99-	No. of cores	Core lay up	Bundle OD mm	Wrap OD mm	Screen wire Dia. mm	Screen OD mm	Min. jacket thickness mm	Finished cable OD mm	Nominal weight kg/km
62570A	892-0086	2	2	2.24	2.34	0.10	2.79	1.0	4.92 ± 0.12	36
62571A	892-0047	3	3	2.42	2.52	0.10	2.97	1.0	5.10 ± 0.13	42
62572A	892-0048	7	1+6	3.36	3.46	0.12	4.02	1.0	6.17 ± 0.15	68
62573A	892-0049	14	4+10	4.94	5.04	0.12	5.06	1.1	8.00 ± 0.20	119
62574A	892-0050	19	1+6+12	5.60	5.70	0.12	6.26	1.1	8.68 ± 0.22	144
62575A	892-0051	24	2+8+14	6.72	6.82	0.12	7.36	1.1	9.82 ± 0.24	177
62576A	892-0052	37	1+6+12+18	7.86	7.94	0.12	8.50	1.2	11.18 ± 0.28	248
62577A	892-0087	44	2+8+14+20	8.96	9.06	0.16	9.76	1.2	12.47 ± 0.31	298

**Table 1J - Multicore cables, collectively screened 0.6mm<sup>2</sup>**

Part number EPD	NATO stock number 6145-99-	No. of cores	Core lay up	Bundle OD mm	Wrap OD mm	Screen wire Dia. mm	Screen OD mm	Min. jacket thickness mm	Finished cable OD mm	Nominal weight kg/km
62581A	891-9361	2	2	2.80	2.90	0.12	3.46	1.0	5.60 ± 0.14	51
62582A	891-9363	3	3	3.00	3.10	0.12	3.66	1.0	5.81 ± 0.15	58
62583A	891-9365	4	4	3.37	3.47	0.12	4.03	1.0	6.19 ± 0.16	68
62584A	891-9367	7	1+6	4.20	4.30	0.12	4.86	1.0	7.04 ± 0.18	96
62585A	891-9369	14	4+10	6.20	6.30	0.12	6.86	1.1	9.30 ± 0.24	168
62586A	891-9371	24	2+8+14	8.40	8.50	0.12	9.06	1.1	11.54 ± 0.28	258

**Table 1K - Multicore cables, collectively screened 1.0mm<sup>2</sup>**

Part number EPD	NATO stock number 6145-99-	No. of cores	Core lay up	Bundle OD mm	Wrap OD mm	Screen wire Dia. mm	Screen OD mm	Min. jacket thickness mm	Finished cable OD mm	Nominal weight kg/km
62590A	892-0053	2	2	3.30	3.40	0.10	3.85	1.0	6.01 ± 0.15	60
62591A	892-0054	3	3	3.55	3.65	0.12	4.20	1.0	6.37 ± 0.16	72
62592A	892-0055	7	1+6	4.95	5.05	0.12	5.60	1.0	7.80 ± 0.19	126
62593A	892-0056	14	4+10	7.30	7.40	0.12	7.95	1.1	10.40 ± 0.25	226



## EPD 62600A example


Collectively screened 0.35mm<sup>2</sup>  
 12 core, pair lay up 3+9, bundle diameter 7.75mm  
 Screen wire diameter 0.12mm, screen diameter 8.41mm  
 Minimum jacket thickness 1.2mm  
 Finished cable diameter 11.09mm ±0.28  
 Nominal weight 194kg/km

**Table 1L - Multipair cables, collectively screened 0.35mm<sup>2</sup>**

Part number EPD	NATO stock number 6145-99-	No. of pairs	Pair lay up	Bundle OD mm	Wrap OD mm	Screen wire Dia. mm	Screen OD mm	Min. jacket thickness mm	Finished cable OD mm	Nominal weight kg/km
62597A	892-0057	3	3	4.40	4.50	0.10	5.06	1.0	7.24 ± 0.18	76
62598A	892-0058	5	F+5	5.50	5.60	0.10	6.16	1.1	8.57 ± 0.21	109
62599A	892-0059	7	1+6	6.12	6.22	0.12	6.78	1.1	9.21 ± 0.23	132
62600A	892-0060	12	3+9	7.75	7.85	0.12	8.41	1.2	11.09 ± 0.28	194
62601A	892-0061	19	1+6+12	9.77	9.87	0.16	10.57	1.3	13.51 ± 0.34	297
62602A	892-0062	27	3+9+15	11.64	11.74	0.16	12.44	1.3	15.42 ± 0.38	388
62603A	892-0063	37	1+6+12+18	13.63	13.73	0.16	14.43	1.4	17.67 ± 0.44	506

**Table 1M - Multipair cables, collectively screened 1.00mm<sup>2</sup>**

Part number EPD	NATO stock number 6145-99-	No. of pairs	Pair lay up	Bundle OD mm	Wrap OD mm	Screen wire Dia. mm	Screen OD mm	Min. jacket thickness mm	Finished cable OD mm	Nominal weight kg/km
62607A	892-0064	3	3	6.50	6.60	0.12	7.15	1.1	9.60 ± 0.23	140
62608A	892-0065	5	F+5	8.10	8.20	0.12	8.75	1.2	11.44 ± 0.28	208
62609A	892-0065	7	1+6	9.00	9.10	0.12	9.65	1.2	12.35 ± 0.30	254
62610A	892-0067	12	3+9	11.40	11.50	0.12	12.10	1.3	15.07 ± 0.37	398
62611A	892-0068	19	1+6+12	14.40	14.50	0.16	15.20	1.4	18.46 ± 0.45	603
62612A	892-0069	27	3+9+15	17.15	17.25	0.16	17.95	1.5	21.48 ± 0.52	816



## EPD 62618A example

Individually screened pairs 0.35mm<sup>2</sup>  
 7 pairs, pair lay up 1+6, bundle diameter 8.47mm  
 Minimum jacket thickness 1.2mm  
 Finished cable diameter 11.26mm ±0.29  
 Nominal weight 188kg/km

**Table 1N - Multipair cables, individually screened 0.35mm<sup>2</sup>**

Part number EPD	NATO stock number 6145-99-	No. of pairs	Pair lay up	Bundle OD mm	Wrap OD mm	Min. jacket thickness mm	Finished cable OD mm	Nominal weight kg/km
62616A	892-0070	3	3	6.08	6.18	1.1	8.60 ± 0.22	97
62617A	892-0071	5	F+5	7.61	7.71	1.2	10.38 ± 0.27	152
62618A	892-0072	7	1+6	8.47	8.57	1.2	11.26 ± 0.29	188


**Table 1P - Multipair cables, individually screened 1.00mm<sup>2</sup>**

Part number EPD	NATO stock number 6145-99-	No. of pairs	Pair lay up	Bundle OD mm	Wrap OD mm	Min. jacket thickness mm	Finished cable OD mm	Nominal weight kg/km
62622A	892-0073	3	3	8.24	8.34	1.2	11.18 ± 0.28	171
62623A	892-0074	5	F+5	10.32	10.42	1.3	13.64 ± 0.34	271
62624A	892-0075	7	1+6	11.48	11.58	1.3	14.87 ± 0.37	343



# Multipair Cables

Individually and Collectively Screened



## EPD 62631A example

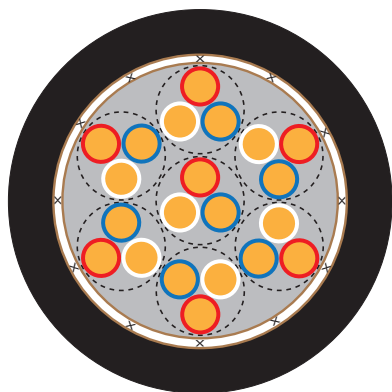
Individually and collectively screened 0.35mm<sup>2</sup>  
 12 pairs, pair lay up 3+9, bundle diameter 10.74mm  
 Screen wire diameter 0.16mm, screen diameter 11.54mm  
 Minimum jacket thickness 1.4mm  
 Finished cable diameter 14.75mm ±0.41  
 Nominal weight 366kg/km

**Table 1Q - Multipair cables, individually and collectively screened 0.35mm<sup>2</sup>**

Part number EPD	NATO stock number 6145-99-	No. of pairs	Pair lay up	Bundle OD mm	Wrap OD mm	Screen wire Dia. mm	Screen OD mm	Min. jacket thickness mm	Finished cable OD mm	Nominal weight kg/km
62628A	892-0076	3	3	6.08	6.18	0.16	6.88	1.1	9.32 ± 0.24	130
62629A	892-0077	5	F+5	7.61	7.71	0.16	8.41	1.2	11.10 ± 0.29	192
62630A	892-0078	7	1+6	8.47	8.57	0.16	9.27	1.2	11.98 ± 0.31	232
62631A	892-0079	12	3+9	10.74	10.84	0.16	11.54	1.4	14.75 ± 0.41	366
62632A	892-0080	19	1+6+12	13.51	13.61	0.25	14.71	1.5	18.20 ± 0.49	570
62633A	892-0081	27	3+9+15	16.08	16.18	0.25	17.28	1.7	21.27 ± 0.59	774

# Multitriple Cables

Collectively Screened



## EPD 62641A example


Collectively screened 0.35mm<sup>2</sup>  
 7 triples, triple lay up 1+6, bundle diameter 7.23mm  
 Screen wire diameter 0.16mm, screen diameter 8.03mm  
 Minimum jacket thickness 1.2mm  
 Finished cable diameter 10.70mm ±0.27  
 Nominal weight 187kg/km

**Table 1R - Multipair cables, collectively screened 0.35mm<sup>2</sup>**

Part number EPD	NATO stock number 6145-99-	No. of triples	Triple lay up	Bundle OD mm	Wrap OD mm	Screen wire Dia. mm	Screen OD mm	Min. jacket thickness mm	Finished cable OD mm	Nominal weight kg/km
62638A	892-0082	2	2	4.82	4.92	0.12	5.48	1.1	7.88 ± 0.20	88
62639A	892-0083	3	3	5.21	5.31	0.12	5.87	1.1	8.28 ± 0.21	100
62640A	892-0084	4	4	5.81	5.91	0.16	6.61	1.1	9.04 ± 0.23	127
62641A	892-0085	7	1+6	7.23	7.33	0.16	8.03	1.2	10.70 ± 0.27	187

# Mains Colour Cables

Unscreened



## EPD 62646A example

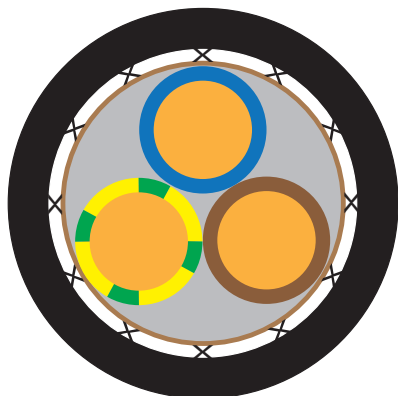
3 core, conductor CSA 0.5mm<sup>2</sup>  
 Bundle diameter 3.02mm  
 Finished diameter 5.16mm ± 0.14  
 Nominal weight 45kg/km

Table 1S to 1W - Mains colour cables, unscreened

Table 1(...)	Part number EPD	NATO stock number 6145-99-	No. of cores	Conductor CSA mm <sup>2</sup>	Bundle OD mm	Wrap OD mm	Finished cable OD mm	Nominal weight kg/km
S	62645A	891-9410	2	1.0	3.30	2.04	5.54 ± 0.14	47
T	62646A	891-9412	3	0.6	3.02	2.20	5.16 ± 0.14	45
U	62650A	891-9414	3	1.0	3.56	2.44	5.71 ± 0.15	55
V	62651A	891-9416	3	1.5	4.10	3.01	6.26 ± 0.16	75
W	62656A	891-9418	3	2.5	5.60	4.38	7.95 ± 0.25	123

# Mains Colour Cables

Collectively Screened



## EPD 62657A example

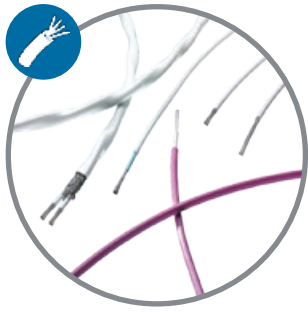
Collectively screened 3 core, conductor CSA 1.0mm<sup>2</sup>  
 Bundle diameter 3.56mm  
 Screen wire diameter 0.12mm, screen diameter 4.26mm  
 Finished diameter 6.63mm ± 0.17  
 Nominal weight 76kg/km

Table 1X to 1Z - Mains colour cables, collectively screened

Table 1(...)	Part number EPD	NATO stock number 6145-99-	No. of cores	Conductor CSA mm <sup>2</sup>	Bundle OD mm	Screen wire Dia. mm	Screen OD mm	Finished cable OD mm	Nominal weight kg/km
X	62657A	891-9420	3	1.0	3.56	0.12	4.26	6.63 ± 0.17	76
Y	62655A	891-9422	3	1.5	4.10	0.12	4.80	6.98 ± 0.18	98
Z	62658A	891-9424	4	2.5	5.60	0.12	6.30	8.51 ± 0.21	142

# Product Linecard

Harnessing and Electro-Mechanical Solutions



Wire and Cable



Multicore Cable



Data Cable

Broad range of harnessing and electro-mechanical solutions for demanding, harsh environment applications..



Heat Shrink Tubing



Non Shrink Tubing



Braided Sleeving

Supporting customers needs and wants for a complete solution..



Screening Braid



Moulded Parts



Terminals Splices

Commitment to customer service and quality, providing innovation, technical support and cost effective solutions...



Cable Markers



Accessories



Connectors



Metal Braids




Relays



Switches



Adhesives & Tapes



Application Tools

## Contact Us

### IS-Rayfast, IS-Motorsport

Website: [www.is-rayfast.com](http://www.is-rayfast.com)  
 Telephone: +44 (0)1793 616700  
 Fax: +44 (0)1793 644304  
 Email: [sales@is-rayfast.com](mailto:sales@is-rayfast.com)

### IS-Sommer

#### Germany, Switzerland and Austria

Website: [www.is-sommer.com](http://www.is-sommer.com)  
 Telephone: +49 71 58 98 127-0  
 Fax: +49 71 58 98 127-98  
 Email: [info@is-sommer.com](mailto:info@is-sommer.com)

### IS-Connect, IS-Motorsport USA and Canada

Website: [www.is-connect.com](http://www.is-connect.com)  
 Telephone: +1 (317) 244 6643  
 Fax: +1 (317) 244 6693  
 Email: [sales@is-connect.com](mailto:sales@is-connect.com)

LinkedIn: [linkedin.com/company/is-rayfast-ltd](https://www.linkedin.com/company/is-rayfast-ltd)  
 Facebook: [facebook.com/IS.Rayfast](https://www.facebook.com/IS.Rayfast)  
 Twitter: [twitter.com/IS\\_Rayfast](https://twitter.com/IS_Rayfast)

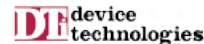


## TO DO BUSINESS WITH US...

Key Account Managers  
 Technical Support  
 Internal Sales team  
 Online Chat  
 Online Enquiries



Distribution partners for...



All the information contained in this publication is believed to be reliable. However, we advise that customers should separately evaluate the suitability of our products for their particular application. The IS-Group give no guarantee in respect of the accuracy or sufficiency of the information presented and disclaim any liability regarding its use. Our responsibilities are only those listed in our standard terms and conditions of sale for these products. In no instance will we be liable for any eventual, indirect, or consequential damage or damages from the sale, resale, transfer, use or misuse of the product.

Images and illustrations used in this publication are used with the permission and/or under open licence agreement, attributed to various sources including our supplier partners, Crown Copyright (courtesy of Defence Imagery), DoD (USA), Elektro-Metall, iStock and Dreamstime.

Design and content of this catalogue is copyright © 2017 all rights reserved.